

Physical Hypothesis for the Combustion Instability in Cryogenic Liquid Rocket Engines

Bruce Chehroudi

Advanced Technology Consultants, Laguna Niguel, California 92677

DOI: 10.2514/1.38451

In this work, the author would like to portray a sketch of a fluid dynamical picture to describe the coupling nature/strength between the chamber acoustics and the injectors. This new perspective is achieved through a physically intuitive argument combined with previously published test results for two popular injector designs, namely, coaxial and impinging jets. For the impinging jet injectors, it is shown that the dynamic behavior of the dark-core (or breakup) zone for each jet, their lengths and thicknesses, has a profound impact on injector sensitivity to disturbances in its surrounding. This information is used to offer a possible explanation for the trends seen on the Hewitt stability plot in impinging jet injectors.

Nomenclature

d_j	=	jet diameter from a hole
d_n	=	hole diameter of the injector
$L_{C, Pth}$	=	average liquid core length
P_{th}	=	threshold chamber pressure
P_{ch}	=	chamber pressure
ρ_l	=	liquid density
ρ_g	=	gas density
T_{ch}	=	chamber temperature
V	=	average liquid jet exit velocity
θ	=	impinging jet included half-angle

Introduction

ACOUSTIC combustion instability has been one of the most complex phenomena in liquid rocket engines, and therefore difficult to fully understand, control, and predict particularly in the design of high-power rockets. The difficulty arises from the emergence of oscillatory combustion with rapidly increasing and large pressure amplitudes. This leads to local burnout of the combustion chamber walls and injector plates, which is caused through extreme heat transfer rates by high-frequency pressure and gas velocity fluctuations, see Harje and Reardon [1] and Yang and Anderson [2]. It is thought that resonance acoustic modes of the thrust chamber, amongst them the transverse modes being the most troublesome, are excited through the energy provided by the combustion. The amplification process is thought to include a feedback of information from the acoustic field to the injector or near-injector phenomena, which in turn tends to reinforce the combustion-to-acoustic-field energy transfer processes. The energy transfer reasoning alone is the widely cited general principle by Rayleigh [3]. In essence, he made a phasing argument and stated that the interaction between the combustion heat release and the acoustic field is the strongest if heat is added in a region of space and at the time when the acoustic amplitude is the highest. Although this view has been useful to understand a part of the big picture, evidences gathered by past investigations attributed combustion instability to a complex interaction of the external acoustic field with the fuel injection or near-injector processes as a feedback mechanism, thereby leading to incidences of instability in rocket engines. See, for example, Heidemann and Groeneweg [4], Anderson et al. [5], and Hulka and Hutt [6]. For this

and other reasons, controlled studies have been conducted probing into the effects of acoustic waves on gaseous and liquid jets from a variety of injector hole designs. A series of investigations concentrated on disturbances induced from within the injection system. They considered the effects of acoustic fields on many phenomena such as flow structure, vortex pairing, and shear layer growth rate in the initial region of the jet (for example, see a short review article by Kiwata et al. [7]). More relevant to the work reported here, are a few reports and articles on gaseous and (in particular) liquid jets under the influence of external (transverse and longitudinal) acoustic fields. These have been reviewed in Chehroudi and Talley [8] and Davis and Chehroudi [9].

In this paper, however, the author would like to propose a physical picture based on experimental results and intuitive arguments to describe a possible coupling nature/strength between the chamber acoustics and injectors or near-injector processes in cryogenic liquid rocket engines.

Discussion

In the following, key conclusions from the work the author and his coworkers have conducted in the past are briefly reviewed to set the stage for when they are used later in the paper. These observations/conclusions are critical to the arguments made here. For a detailed discussion of these results, the reader is referred to the cited references.

In Davis and Chehroudi's [9,10] experimental work on a cryogenic nonfired coaxial injector at sub and supercritical pressures, we have offered a plausible explanation of why in temperature ramping stability rating exercises an engine becomes unstable. In such tests, which are usually conducted in LOX/H₂ cryogenic liquid rocket engines (LRE), we proposed that a progressive reduction of the propellant (H₂) temperature decreases the outer-to-inner jet velocity ratio for shear coaxial injectors and hence pushes the engine into an unstable operating zone. This velocity ratio was found to be a key parameter defining the stability of the engine, see Hulka and Hutt [6]. Moreover, in Davis and Chehroudi [9,10], where an externally-imposed acoustic field is used to simulate certain key aspects of their interaction in real engines, it is shown that at subcritical conditions the dark-core length root mean square (rms) fluctuation values were much higher than those at near-critical and supercritical conditions by a factor of 4 to 6 at all velocity ratios. Also, as the outer-to-inner jet velocity ratio declines, the rms value increases from 1–2 to values of about 7–8 inner jet hole diameters at subcritical pressures. Taking the rms of the dense core as a reflection of mass fluctuations to a first-order approximation, combined with the measurements of a core dominant oscillation frequency consistent with the imposed acoustic field's resonant mode frequency, it was then suggested that a connection to rocket combustion instability could be obtained from

Received 8 May 2008; revision received 13 April 2010; accepted for publication 27 June 2010. This material is declared a work of the U.S. Government and is not subject to copyright protection in the United States. Copies of this paper may be made for personal or internal use, on condition that the copier pay the \$10.00 per-copy fee to the Copyright Clearance Center, Inc., 222 Rosewood Drive, Danvers, MA 01923; include the code 0748-4658/10 and \$10.00 in correspondence with the CCC.

these data through examination of the rms of the dark-core length fluctuations. Decreases in the dark-core length fluctuation levels (quantified through the rms) were then interpreted as the reduced intrinsic sensitivity of the jet. We then stated the possibility that decreases in the dark-core length fluctuation levels could weaken a key feedback mechanism for the self-excitation process that is believed to drive the combustion instability in cryogenic LRE. This was offered as a possible explanation for the combustion stability improvements experienced in production engines under higher outer-to-inner jet velocity ratios. The effect of temperature ramping was linked to its impact on the outer-to-inner velocity ratio and hence was also explained. More details can be found in Davis and Chehroudi [9,10], Davis [11], and Leyva et al. [12]. In other words, the dynamic behavior of the dark-core, specifically its axial length, is considered to be the primary culprit for coaxial jet injectors.

It is noted here that measured mean intact or dark-core length for space shuttle main engine (SSME)-like momentum flux ratios by Woodward et al. [13] in a LOX/GH₂ fired single-element rocket engine agrees with those of Davis and Chehroudi's [9,10] non-reacting case. And, in addition, existence of the dark-core length fluctuations has also been reported by Woodward et al. [13]. In a recent work published by Yang et al. [14], they performed tests in a fired single-element rocket equipped with a coaxial LOX/CH₄ injector. Measurements of the dark core length indicated an increasing trend in the level of fluctuations when the outer-to-inner velocity ratio was decreased and the core oscillation spectra showed more high-frequency contents in jet oscillation at lower velocity ratios. These results are consistent with the Davis and Chehroudi's [9,10] conclusions cited above.

Interestingly, results published in a LOX/GH₂ (i.e., liquid oxygen/gaseous hydrogen) single-element coaxial jet fired-engine work by Smith et al. [15] also are consistent with the Davis and Chehroudi's view described above that high rms values for the dark-core length, specifically at subcritical and low velocity ratios, may lead to or cause combustion instability. In their work, Smith et al. swept the engine from the ignition period into three consecutive steady-state phases of supercritical (phase 1), near-critical (phase 2), and subcritical (phase 3) chamber pressures, each sufficiently long for adequate measurements and allowing 2–4 s of transition in between phases. The intention was to investigate effects of the chamber reduced pressure (Chamber/Critical pressures) on the engine combustion instability. Under all conditions tested, the peak-to-peak pressure remained less than 3% and 2% of the mean chamber pressure for phases 1 and 2, respectively. For phase 3, however, conditions led to unstable combustion. In fact, under all test conditions they investigated, no instability could be triggered when operating above or very near to the critical point of oxygen. In another test, referred to as *V-test*, chamber pressure was adjusted through propellant flow rate regulation while maintaining a constant fuel-to-oxidizer (F/O) ratio. During this test, under no conditions combustion instability was seen as long as chamber pressure was above the critical point of the oxygen, yet an unstable operating mode was triggered as soon as reduced pressure reached less than unity, see Fig. 1. More important, they showed significantly different appearances of the liquid oxygen core in different phases. Above and near the critical point of oxygen (phases 1 and 2) the oxygen core flow appeared very steady (implying low rms) with surface perturbations reducing as chamber pressure approached critical point. They also reported that below the critical point of oxygen, the LOX jet experienced "increased oscillation and general unsteadiness," implying high rms values. The initially undisturbed flow became unsteady at approximately 15–20 liquid oxygen (LOX) jet diameters downstream from the injector exit plane. Therefore, very low rms values of the dark-core length at near- and supercritical conditions and high rms values at subcritical pressures, both measured by Davis and Chehroudi [9,10] in their nonreacting experimental setup, are consistent with the fired-engine experimental observations by Smith et al. [15]. Hence, their reported unstable combustion behavior at subcritical pressures with high core unsteadiness correlates with Davis and Chehroudi's high rms values at subcritical conditions, interpreted as conditions leading to highly sensitive dark-core dynamic response to its surrounding. Note that

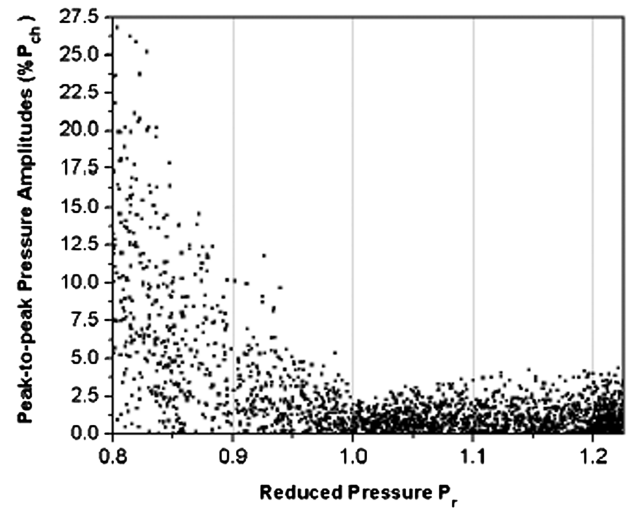


Fig. 1 Peak-to-peak chamber pressure oscillations for the *V* test, showing a minimum value at a chamber pressure equal to the critical point of the oxygen (Smith et al. [15]).

although velocity ratio declines somewhat during each *V*-test from supercritical to subcritical pressures, rms values for the supercritical (and near-critical) test phase still remains well below the subcritical phase because of large differences in the rms values between these two test phases indicated before.

It should be indicated here that the observed instability frequency reported by Smith et al. [15] was at about 40 Hz, much lower than typical acoustic instabilities. The reason for this was not clearly explained by the authors. Nevertheless, the result is consistent with the statement that a jet under subcritical conditions is more sensitive to environmental disturbances than at supercritical conditions. The intuition here comes from the fact that at subcritical pressures well-defined liquid gas boundaries exist, leading to strong acoustic impact, whereas such boundaries are not sharply defined at supercritical pressures and hence lower acoustic impact is expected. The author has investigated a frequency range of 1–5 KHz and found his conclusions to be valid. Therefore, although extension to lower frequencies may appear intuitive, they are not measured.

One is then tempted to expand the same idea explained above for coaxial jets to impinging jet injectors such as like-on-like, or LOL, type. In other words, considering the dynamics of the dark core as the underlying culprit contributing to instability. Before doing so, however, attention is drawn to an intact core (or dark core) length proposed by Chehroudi et al. [16], being equal to $(d_j)^* C^* (\rho_l/\rho_g)^{1/2}$. The constant C is between 3.3 to 11 and a recommended

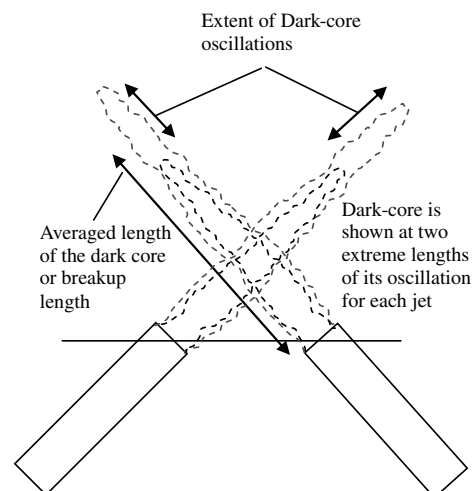


Fig. 2 Shows the dark-core (or breakup) lengths of individual jets of an impinging injector for a situation when the average length is much larger than the distance from each hole to the impinging point.

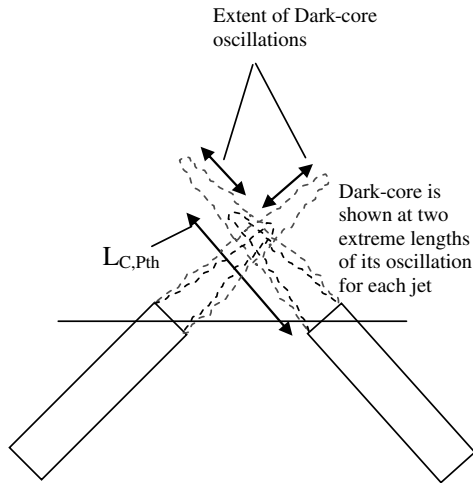


Fig. 3 Shows the dark-core (or breakup) lengths of individual jets of an impinging injector for a situation when the average length is of the same order as the distance from each hole to the impinging point.

value of 7.15 is given. The following questions are then posed in expanding the idea to impinging jets. Conceptualizing that each individual circular jet of an impinging injector possesses a dark-core (or breakup zone) with its averaged length changing according to the Chehroudi et al. [16] equation and each having a certain rms level of fluctuations, what would be the implication of a situation when the averaged core length approaches the same order of magnitude as the distance from the exit hole to the impinging point? Under what conditions such a scenario could happen? Is it possible to have such a situation in a practical rocket engine? Historically, it was Heidemann and Groeneweg [4] who, based on tests on a radially injected subscale rocket model, first suggested that the breakup of the jet before the impingement point may be an important contributing factor to engine instability. We will revisit this below.

Figures 2 and 3 schematically show the two scenarios that would intuitively exhibit completely different dynamic behaviors as a system. Figure 2 shows the dark-core length for a case where this length is larger than the preimpingement distance. In actual operation, however, a liquid sheet is formed which breaks up at a distance from the impinging point. Under the scenario shown in this figure, a robust and steady sheet is expected as a result of impingement, being relatively insensitive to its environmental disturbances. Figure 3 shows the case where the average dark-core length is shorter than the preimpingement distance. In addition, the averaged jet cross section at the impingement point is substantially reduced, being smaller than the hole diameter. In actual operation, however, under this scenario, a highly unsteady liquid sheet is expected as a result of the impingement, being highly sensitive to its environmental disturbances.

Let us now consider a startup event when the chamber pressure begins from an atmospheric value (~ 100 kPa) to where a steady high pressure and temperature condition is established. The mean core length will then change according to the Chehroudi et al. [16] equation and, under supercritical chamber pressures, could even reach a negligibly small value (see Davis and Chehroudi [9,10]). Hence, one would expect that the nature of the impingement continuously changes in time as chamber pressure increases. Therefore, at a certain chamber pressure (call it a threshold P_{th}), the averaged unimpinged core length, $L_{C,Pth}$, becomes short enough, say, of the same order as the distance from the exit holes to the impingement point, to be of importance in dominating the dynamic behavior of the injector unit, see Fig. 3. Considering the high rms levels of the core length fluctuations for each jet of an impinging injector, one can then intuitively regard this system, at the dark core length equal to $L_{C,Pth}$, as highly unpredictable and, more to the point, being very sensitive to, and responsive to, ambient disturbances. This is especially so for impingement targeting when a wiggly shape is superimposed under an externally imposed acoustic field. In a sense, the feedback link or coupling between the environment, or the acoustic field, and the

injector becomes very strong, somewhat similar to the effect of the velocity ratio seen on the sensitivity of the coaxial injector dark-core length to its environmental acoustic disturbances. This way, one has the dark core dynamic characteristics as a common underlying factor affecting the instability. Hence, a sketch of a unified physical picture emerges for the feedback linkage between the chamber acoustics and the injector through the dynamics of the dark core or the breakup zone of the liquid propellants. Although the dark-core length reaches and passes the $L_{C,Pth}$ value, that is, becomes shorter than the $L_{C,Pth}$, at high chamber pressures approaching supercritical conditions, it could also become sufficiently close to it if the engine operating pressure range includes the P_{th} value. There are host of other ways that the $L_{C,Pth}$ can be reached and are discussed later in this paper.

Note that under the situation described in Fig. 3, there are two factors contributing to impinging jet injector hypersensitivity. First, the fact that the average length of the dark-core is now too short for a robust impingement, and the second is that the mean jet cross section at the impingement point is sufficiently reduced from its nominal value of injector hole diameter for good targeting. For example, Chehroudi and Talley [8] showed pinching of a single round LN₂ jet (into GN₂ ambient) at as close a distance as five (5) jet diameters when an acoustic field is externally imposed. The effect was relatively more dramatic at subcritical chamber pressures and substantially subdued at supercritical values. At the same time, the breakup length was affected as well. Both effects though could happen independently would reinforce the hypersensitivity of an impinging jet injector unit. Note that changes in the dark core (or breakup zone) length and thickness occur both through changes in mean values of thermofluid parameters, such as chamber pressure P_{ch} , chamber temperature T_{ch} , velocity, etc., for example, when engine thrust level is varied, as well as through level of their fluctuations (depending on the frequency, of course).

On the other hand, let us now look at the Hewitt correlation as shown in Fig. 4, see Anderson et al. [5]. This correlation suggests that for LOL impinging injectors (and certain similar class), as one decreases the dn/V value from an stable operating condition, engine will be eventually pushed into an unstable operating mode at a certain critical dn/V value $[(dn/V)_c]$. This is shown by an arrow in Fig. 4. Here, dn is the injector hole diameter and V is the injection velocity for the impinging jet injector. There have been a few proposed mechanisms, such as jet atomization frequency (Anderson et al. [5]), flame straining/extinction (Kim and Williams [17]), and fuel jet aerodynamic excitation (Chao and Heister [18]) attempting to offer explanations of the trend seen in Hewitt correlation. Although none has been fully proven as an established fact and a combined effect of several mechanisms can be in play, the author's hypothesis is a new perspective to the list. An attempt to decrease the dn/V ratio implies either reduction of the dn or an increase of the V or both. Generally speaking, an increase in V tends to shorten the dark-core (or breakup) length (stronger interaction through enhanced aerodynamic interaction) in the first, second, wind-induced liquid jet breakup regimes, using the terminology proposed by Reitz and Bracco [19]. This is shown in Figs. 5 along with the corresponding terms used by

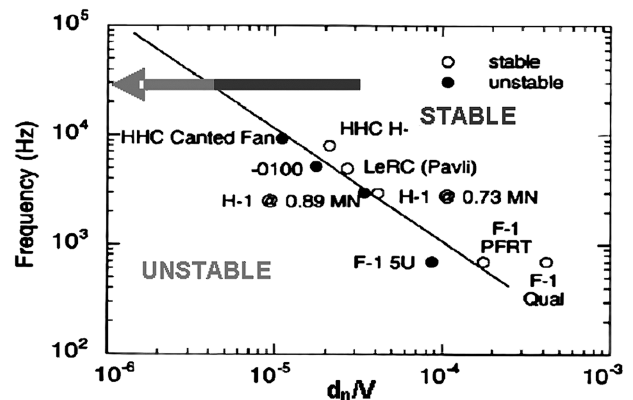


Fig. 4 Shows the Hewitt correlation (Anderson et al. [5]).

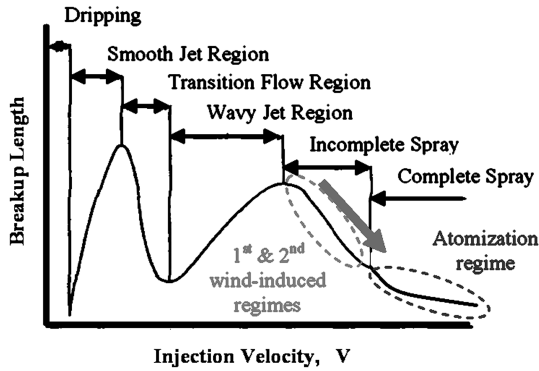


Fig. 5 Mean breakup length of a circular jet as a function of the injection velocity, V . Note the decline of the breakup length with injection velocity in the region of interest (Hiroyasu [20]).

Hiroyasu [20]. Note that the terms *breakup* and *dark-core* lengths were interchangeably used here although strictly speaking, the former is for the first and second wind-induced, and the latter is used for the atomization regimes (dark core or intact core). With injection velocities in the order of 20 m/s or higher, typical for rocket

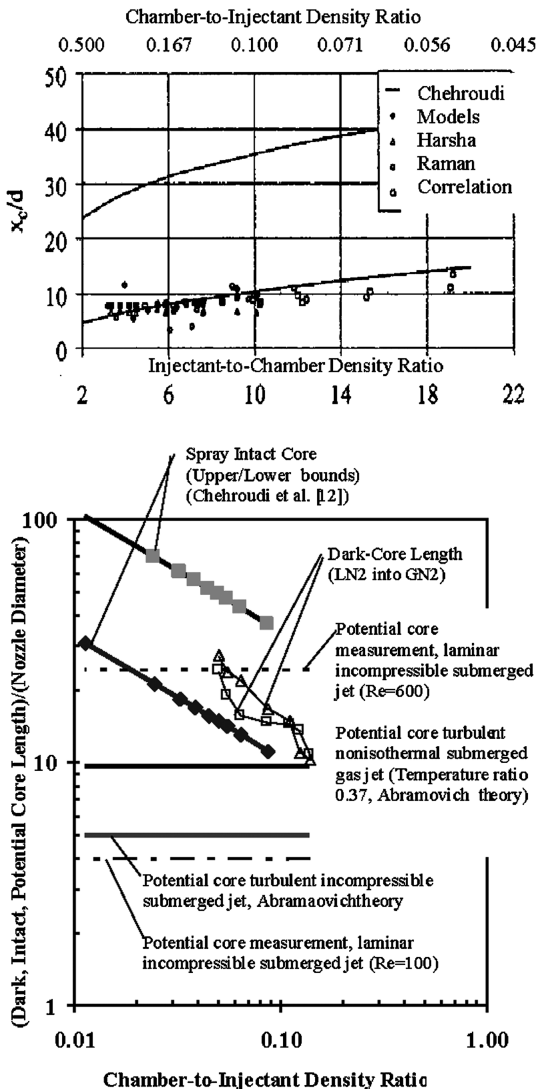


Fig. 6 Comparison of the mean dark-core length measurements for LN_2 jet injection into GN_2 at room temperature from sub up to supercritical pressures. Also, shown are boundaries using Chehroudi's (intact) core equation (solid diamond and square symbols). The horizontal axis of the two plots are inverse of each other (Chehroudi et al. [23] and Oschwald et al. [24]).

operation, a jet is in the first, second wind-induced breakup regimes at lower pressures and in the (full) atomization regime at sufficiently high pressures. In the former cases (i.e., the wind-induced), the length is affected both by injection relative velocity and density ratio, whereas in the latter, the density ratio is more dominant (see Fig. 5). Hence, reduction in the dark core (or breakup) length is expected when V is increased in Hewitt stability parameter as shown in Fig. 5. Also, in an operating engine, increases in V (higher thrust) will be followed by higher chamber pressures, which impact the dark core length even more dramatically. At the same time, a reduction in the dn (or dj) also reduces the dark-core length according to Chehroudi's equation, see Fig. 5. Note that the dj in Chehroudi equation is the exit jet diameter and intended to capture inner-nozzle effects, such as hydraulic flip and cavitation, to a certain degree, whereas the dn in the Hewitt is a fixed hole diameter for a given design because the actual jet exit diameter is not usually known (measured or measurable) in real engine chamber environments. Nevertheless, reduction of the dn/V through changes in either dn or V leads to shortening of the mean dark-core (or breakup) length for each jet in an impinging jet injector. Then, it is quite possible that as dn/V is reduced in an engine, the mean dark core length reaches a critical value ($L_{C, Pth}$) where one intuitively expects inherently high sensitivity for an impinging jet system to environmental acoustic field. Here, the author is hypothesizing that the Hewitt stable-to-unstable transition point (or line) as dn/V reduces is at or near where the distance from the holes exit plane of the impinging injector to the impinging point (i.e., preimpingement length) reaches a critical value $L_{C, Pth}$, creating a situation somewhat similar to what is shown in Fig. 3.

Although larger values were also used, according to Ryan et al. [21], the preimpingement length (along the jet) is typically 3.5–11.5 hole diameters. For example, for the Lunar Module Ascent (LMA) injector, it is about 6–8 hole diameters (Chemical Propulsion Information Agency 245 and 246 [22]). Measurements published by both Chehroudi et al. [23] and Oschwald et al. [24] indicate that the mean dark core length of a single liquid nitrogen jet at moderate to high chamber pressures progressively shortens, for example, from 12 to a value of about 7 hole diameters, see Fig. 6. The two injectors had hole lengths of 40 and 100 times larger than their diameters. Hence, under normal operation, it is expected to provide a longer dark-core (breakup) length as compared with those used in rocket engines. In addition, considering that the data in Fig. 6 is for injection into the room temperature, entrainment of hot gases in thrust chambers is expected to shorten this core length even more due to enhanced evaporation. This may, in part, be a reason for the general finding that displacement of the combustion zone closer to the injector face increases susceptibility for combustion instability, see Oefelein and Yang [25]. Considering high rms values of the dark core (or breakup) length, this suggests feasibility of conditions that the preimpingement and dark core lengths are sufficiently close to cause hypersensitivity and high responsiveness to environmental oscillations and

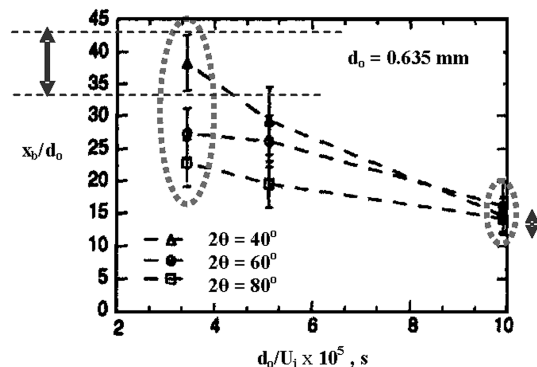


Fig. 7 Shows sheet breakup length as a function of instability parameter at three different impingement included angles. Much higher sensitivity of the sheet breakup length is seen with included angle (2θ) at low dn/V ($=d_0/U_j$, in the original article) values (Anderson et al. [5]).

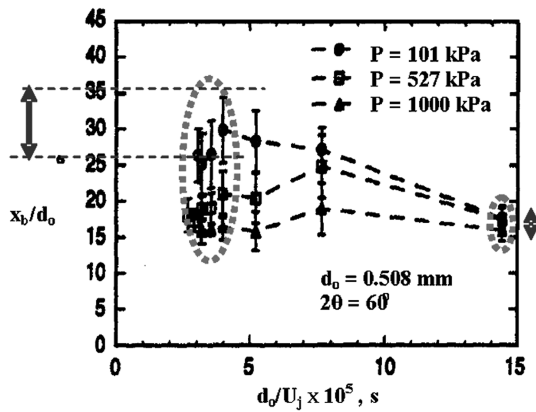


Fig. 8 Shows sheet breakup length as a function of instability parameter at three different chamber pressures. Much higher sensitivity of the sheet breakup length is seen with chamber pressure at low dn/V ($=d_o/U_j$, in the original article) values (Anderson et al. [5]).

disturbances. For example, with a rms (or standards deviation) value of 4 hole diameters, assuming normal distribution, the instantaneous dark-core length is between ± 8 hole diameters of its mean value 95% of the time. With mean core length of 12 hole diameters, it will penetrate into or have overlap with the preimpingement length region. Importance of the preimpingement length and its impact on the characteristics of the impinging jet injector has also been reported by Ryan et al. [21]. One reads in this work, "Variations of pre-impingement length had a measurable effect on (sheet) breakup length and drop size, pointing to the importance of the jet condition before impingement."

Although performed under steady conditions, the higher sensitivity of the impinging jet injector can also be discerned/inferred in Figs. 7 and 8 taken from the work of Anderson et al. [5], where large differences between the sheet breakup lengths for different pressures and impinging jets included angles 2θ are clearly seen at low values of the dn/V stability parameter. For example, Fig. 8 strongly suggests higher sensitivity of the injector when dn/V is reduced through increase in V . This is simply deduced by the enlarged size of the scatter bounds at any given pressure and sensitivity to pressure changes at low dn/V values. Although strictly speaking one should have its frequency response (amplitude and phase) measured, the




Fig. 9 Instant images of sub-, near-, and supercritical impinging jets for LN2 into GN2 (room temperature) injection by Chehroudi. Last two rows show the same injector in the first two rows but viewed at 90 deg angle. $P_{ch} = 0.8, 1.5, 2.1, 2.5, 2.8, 3.5, 4.2, 5.5$ MPa; from lower right to upper left, ($P_{ch} = 100, 200, 300, 350, 400, 500, 600, 800$ psig). (For nitrogen: $P_{critical} = 3.39$ MPa; $T_{critical} = 126.2$ K). ($Re = 25,000$ to $70,000$; hole $L/d_h \sim 100$; no cavitation; injection velocity: $10\text{--}15$ m/s). Pr is the reduced chamber pressure.

author takes these results as indicating a high probability and a strong suggestion for injector hypersensitivity. On the other hand, accepting the proposed hypothesis (see Fig. 3), then one expects a higher level of unsteadiness and sensitivity on the sheet breakup length. Examination of the results in Figs. 7 and 8 is reinforcing. This sheet breakup-length enhanced sensitivity seen in Figs. 7 and 8 is in agreement with the similar trend derived by the hypothesis. This is because it implies elevated sensitivity when the mean length of each (or one of the) circular jet's dark-core zone reaches a critical value ($L_{C,Ph}$), namely the same order as the distance from the hole exit plane to the impinging point. In addition, at a given pressure or included angle the data scatter band shown in Figs. 7 and 8 is also largest at low dn/V values, again and consistently suggesting a more erratic/chaotic dynamic behavior. This is in congruence with the sensitivity trend predictions of the proposed hypothesis. An individual, unaware of the hypothesis proposed here, seeking the causes of this hypersensitivity in Figs. 7 and 8, would also consider searching features arising from each jet and also hole geometrical designs of the impinging jet injector as one top and potential candidate.

Considering what was discussed for the coaxial jet injector, one implication of the hypothesis is that an impinging jet injector engine should be more stable at sufficiently high pressures, such as supercritical conditions. This is because not only the rms of the core length fluctuations declines substantially, but also the length of the core may become adequately shorter than the preimpingement length depending on the geometrical dimensions of the impinger. The changes in the dark-core (breakup) length can also be inferred by examination of Fig. 9, showing a progressive increase in chamber pressure up to a supercritical condition for liquid nitrogen injection into gaseous nitrogen environment with no externally-imposed acoustic field. The long preimpingement length seen along the jet is expected due to L/dn of about 100 which was intentionally designed

to obtain a fully developed condition at the hole exit plane and also to accentuate the effects of chamber pressure on the nature of the impingement. Obviously, shorter dark core is achieved for lower (injector hole) L/dn values used in LRE. Not only the dark core length of each individual jet is reduced as supercritical pressures are approached (as before and expected), but the jet also thickens. The impinger is expected to pass through a situation described in Fig. 3 as chamber pressure is increased. Hypersensitivity is anticipated at that condition according to the hypothesis. Progressive increase of chamber pressure beyond this point sufficiently thickens each jet and shortens the dark core length to a situation where the two dark-core lengths are shorter than the preimpingement distance and a gaslike jet is impinging another gaslike jet with enlarged cross-section areas. Based on the hypothesis proposed here and given that rms of the dark core is much lower at supercritical than subcritical conditions, a more robust (targeting and mixing) and less sensitive impinging jet system would be expected at supercritical chamber pressures. However, it is likely that the dynamic behavior of the potential core plays a somewhat similar role under this latter gaslike condition.

An example is given here to show the feasibility of unexpected dramatic and/or gradual changes in the dark core (or breakup) length leading to a situation described in Fig. 3. The breakup length has been shown to be sensitive to events inside the injector as injection velocity or chamber conditions are changed. For instance, Tamaki et al. [26] recently showed that when cavitation occurs and, if bubbles collapse inside the injector, leading to higher hole exit-plane turbulence levels, it will enhance jet-breakup/atomization and causes a sudden decrease of the breakup length, see Fig. 10. On the other hand when a hydraulic flip is seen, it leads into a sudden increase, or decrease when it disappears, of the breakup length. This is just an example to show that when conditions change causing increases in V in the dn/V stability parameter, it is quite possible that either a gradual or sudden reduction of the dark core (or breakup) length is experienced,

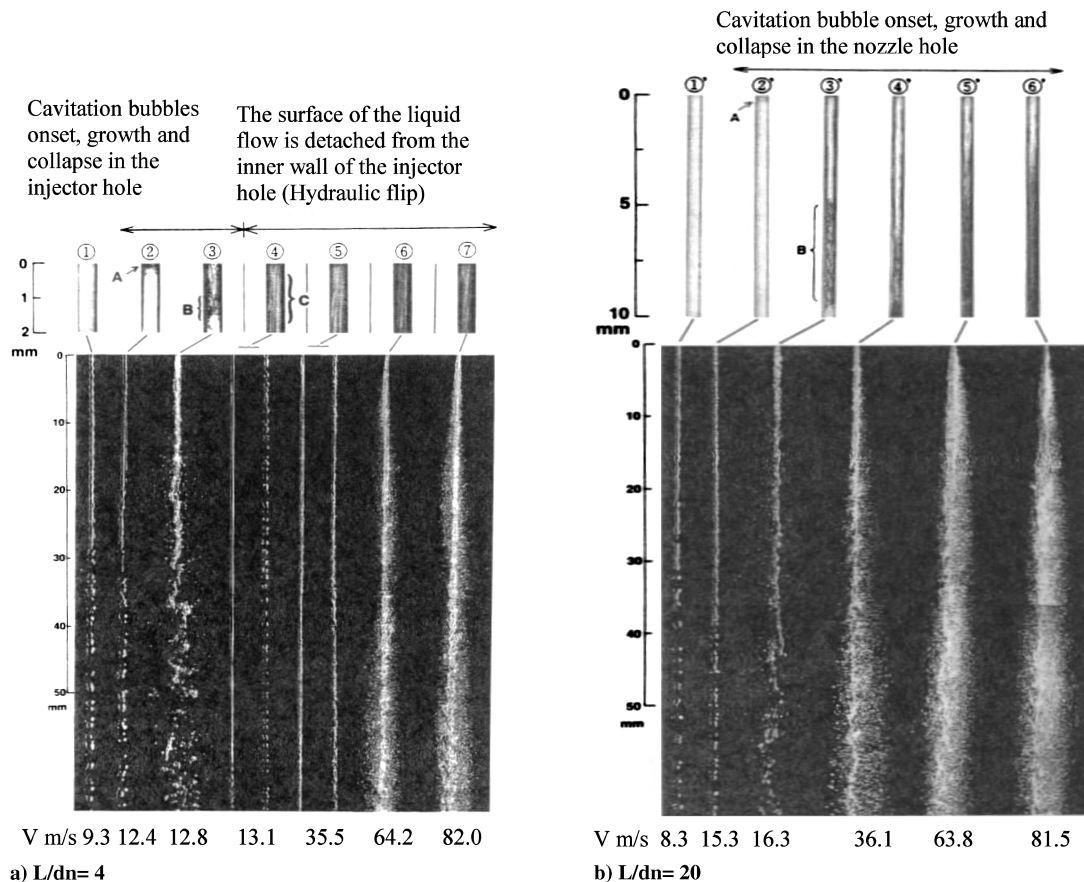


Fig. 10 Internal flow in the nozzle hole and disintegration behavior of the liquid jets (effects of L/dn). The breakup length measured by the Hiroyasu's group as a function of injection velocity is shown. V is injector velocity (Tamaki et al. [26]).

leading to a situation described by the hypothesis causing hypersensitivity of the injector unit to chamber acoustic field oscillations. Obviously, the cavitation and hydraulic flip phenomena depend on the type of the propellant used, injector internal geometry, and operating conditions, compounded by drastic changes in its onset and behavior under transient/unsteady or oscillating operation, which is rarely characterized. Hence, the cavitation state inside the hole under unsteady conditions is unknown and just recently being addresses by the research community. Therefore, not only pre-impingement length and the jet dark-core (breakup) length can approach each other at sufficiently high pressures and velocities, but there are other phenomena, such as cavitation, hydraulic flip, etc., that can act in such a way to bring about injector hypersensitivity of the same nature as that described in Fig. 3.

The hypothesis proposed here has the advantage, simplicity and the beauty as well, of unifying the possible cause of the combustion stability irrespective of the design of the injector at least for the two popular cryogenic impinging and coaxial cases as described above. What remains, amongst others, is to closely examine the historical data on the dynamic characteristics of the dark-core (or breakup) length and width for the circular jets forming the impinging injector for the propellant of interest and under the realistic thrust chamber conditions (which is quite rare or nonexistent) to further substantiate that a critical value, $L_{C,Ph}$, is reached when the onset of instability is detected in an engine. Also, dynamic characterization of each jet forming the impinging injector and when the two jets meet, in the presence of an externally imposed acoustic field, is highly desirable to assess sensitivity of the dark-core or breakup length of the jet to relevant design and operating variables.

Conclusions

In summary, an attempt has been made to portray a fluid dynamical perspective and link a hypothesis proposed here to observations made in cold flow injector studies, subscale fired engines, and full-scale production engines with an aim to offer a sketch of a theory being consistent with most observations pertaining to combustion instability.

Based on the author's previous work on intrinsic sensitivity of the dark-core length in a coaxial jet-like injector in cold sub- and supercritical conditions, it is proposed that a similar phenomenon pertaining to the dark core in impinging jet injectors is to be considered, attempting to offer underlying fluid mechanical reasons for the injector-caused combustion instabilities in LRE. The basic premise here is that when an important dynamic feature, such as the dark-core or breakup zone, of an injector design becomes sufficiently sensitive to thermofluid parameters of its environment, it is highly likely that this could strengthen the feedback link thought to be critical in the amplification process and hence push the system into an unstable operating state. Evidences cited suggest that the enhanced sensitivity of impinging jet injectors to their environment occurs when the mean dark-core or break up length of one or both jets forming the impingement reaches a critical value, being of the same order as the preimpingement length. Feasibility of such a scenario is explored by comparing the range of preimpingement length values for engines and some recently measured dark-core lengths for cryogenic jets at density ratios of interest. It is then hypothesized that the stable-unstable transition boundary in the Hewitt stability plot is when the core length of one or more of the jets of the impinging jet injector becomes comparable to the preimpingement distance. This proposed hypothesis is able to offer a consistent explanation of why an engine design based on impinging jets becomes unstable when Hewitt stability parameter (dn/V) is decreased. While work is needed to make a transition from a hypothesis to an established fact, there is sufficient published information in favor of the hypothesis to make it a strong possibility amongst others previously proposed. Finally, the readers are cautioned that as some atomization results from cold studies are linked to fired sub- and full-scale engines, more targeted investigations guided by the hypothesis on the dynamic behavior of the dark-core length and width in cold and fired coaxial and impinging jet injectors are justified and highly recommended.

Acknowledgments

This work is sponsored by the U.S. Air Force Office of Scientific Research under Mitat Birkan, program manager. The author would like to thank Jay Levin and Doug Talley, U.S. Air Force Research Laboratory, for their continued support of the author's activities in supercritical and combustion instability areas. Additionally, Jennie Paton at U.S. Air Force Research Laboratory library is especially thanked for her valuable efforts on literature search and acquisition. The author also thanks the reviewers for constructive suggestions. Also, constructive comments by Forman A. Williams, Robert Santoro, William A. Sirignano, and Vigor Yang are greatly appreciated.

References

- [1] Harje, T. D., and Reardon, H. F., "Liquid Propellant Rocket Combustion Instability," NASA Rept. NASA SP-194, 1972.
- [2] Yang, V., and Anderson, W. E. (eds.), *Liquid Rocket Engine Combustion Instability*, AIAA Progress in Astronautics and Aeronautics, Vol. 169, AIAA, Washington, D.C., 1995, p. 577.
- [3] Rayleigh, Lord, "The Explanation of Certain Acoustical Phenomena," *Nature*, Vol. 18, No. 455, 1878, pp. 319–321.
- [4] Heidemann, M. F., and Groeneweg, J. F., "Analysis of the Dynamic Response of Liquid Jet Atomization to Acoustic Oscillations," NASA Technical Rept. NASA TN D-5339, 1969.
- [5] Anderson, W. E., Ryan, H. M., and Santoro, R. J., "Combustion Instability Mechanisms in Liquid Rocket Engines Using Impinging Jet Injectors," *31st AIAA/ASME/SAE/ASEE Joint Propulsion Conference and Exhibit*, AIAA Paper 95-2357, 1995.
- [6] Hulka, J., and Hutt, J. J., "Instability Phenomena in Liquid Oxygen/Hydrogen Propellant Rocket Engines," *Liquid Rocket Engine Combustion Instability*, edited by V. Yang, and W. E. Anderson, AIAA Progress in Astronautics and Aeronautics, AIAA, Washington, D.C., 1995, pp. 39–71.
- [7] Kiwata, T., Okajima, A., and Ueno, H., "Effects of Excitation on Plane and Coaxial Jets," *Proceedings of the 3rd Joint ASME/JSME Fluid Engineering Conference*, American Society of Mechanical Engineers, Fairfield, NJ, 1999.
- [8] Chehroudi, B., and Talley, D., "Interaction of Acoustic Waves with a Cryogenic Nitrogen Jet at Sub- and Supercritical Pressures," *40th AIAA Aerospace Sciences Meeting & Exhibit*, AIAA Paper 2002-0342, 2002.
- [9] Davis, D. W., and Chehroudi, B., "Shear-Coaxial Jets from a Rocket-Like Injector in a Transverse Acoustic Field at High Pressures," *44th AIAA Aerospace Sciences Meeting and Exhibit*, AIAA Paper No. 2006-0758, 2006.
- [10] Davis, D. W., and Chehroudi, B., "Measurements in an Acoustically-Driven Coaxial Jet under Supercritical Conditions," *Journal of Propulsion and Power*, Vol. 23, No. 2, 2007 pp. 364–374. doi:10.2514/1.19340
- [11] Davis, D. W., "On the Behavior of a Shear-Coaxial Jet, Spanning Sub- to Super-critical Pressures, With and Without an Externally Imposed Transverse Acoustic Field," Ph.D. Thesis, Department of Mechanical and Nuclear Engineering, The Pennsylvania State Univ., 2006.
- [12] Leyva, I., Chehroudi, B., and Talley, D., "Dark Core Analysis of Coaxial Injectors at Sub-, Near-, and Supercritical Conditions in a Transverse Acoustic Field," *43rd AIAA/ASME/SAE/ASEE Joint Propulsion Conference and Exhibit*, AIAA Paper 2007-5456, Cincinnati, OH, July 8–11, 2007.
- [13] Woodward, R. D., Sibtos, P., Farhangi, S., Jensen, G. E., and Santoro, R. J., "LOX/GH2 Shear Coaxial Injector Atomization Studies: Effect of Recess and Non-Concentricity," *45th AIAA Aerospace Sciences Meeting and Exhibit*, AIAA Paper 2007-571, 2007.
- [14] Yang, B., Francesco, C., Wang, L., and Oschwald, M., "Experimental Investigation of reactive Liquid Oxygen/CH4 Coaxial Sprays," *Journal of Propulsion and Power*, Vol. 23, No. 4 2007, pp. 763–771. doi:10.2514/1.26538
- [15] Smith, J. J., Bechle, M., Suslov, D., Oschwald, M., Haiden, O. J., and Schneider, G. M., "High Pressure LOX/H2 Combustion and Flame Dynamics Preliminary Results," *40th AIAA/ASME/SAE/ASEE Joint Propulsion Conference & Exhibit*, AIAA Paper 2004-3376, 2004.
- [16] Chehroudi, B., Chen, S. H., Bracco, F. V., and Onuma, Y., "On the Intact Core of Full-Cone Sprays, Society of Automotive Engineers," *1985 Congress and Exposition*, Society of Automotive Engineers Paper 850126, 1985.
- [17] Kim, J. S., and Williams, F. A., "Acoustic-Instability Boundaries in

- Liquid Propellant Rockets: Theoretical Explanation of Empirical Correlation," *Journal of Propulsion and Power*, Vol. 12, No. 3, 1996, pp. 621–624.
doi:10.2514/3.24081
- [18] Chao, C-C., and Heister, S. D., "Contributions of Atomization to F-1 Engine Combustion Instabilities," *Engineering Analysis with Boundary Elements*, Vol. 28, No. 9, 2004, pp. 1045–1053.
doi:10.1016/j.enganabound.2004.04.003
- [19] Reitz, R. D., and Bracco, F. V., "Mechanisms of Breakup of Round Liquid Jets," *The Encyclopedia of Fluid Mechanics*, Vol. 3, edited by N. Chermisnoff, Gulf Publishing, New Jersey, 1986, pp. 233–249, Chap. 10.
- [20] Hiroyasu, "Spray Breakup Mechanism from the Hole-Type Nozzle and its Applications," *Atomization and Sprays*, Vol. 10, Nos. 3–5, 2000, pp. 511–527.
- [21] Ryan, H. M., Anderson, W. E., Pal, S., and Santoro, R. J., "Atomization Characteristics of Impinging Liquid Jets," *31st Aerospace Sciences Meeting and Exhibit*, AIAA Paper 93-0230, 1993.
- [22] JANNAF Rocket Engine Performance Methodology Sample Cases, CPIA Publication 245 and 246 supplements, Johns Hopkins Univ., Applied Physics Lab., April 1975.
- [23] Chehroudi, B., Talley, D., Mayer, W., Branam, R., Smith, J. J., Schik, A., and Oschwald, M., "Understanding Injection Into High Pressure Supercritical Environment," *Fifth International Symposium on Liquid Space Propulsion, Long Life Combustion Devices Technology*, NASA Marshall Space Flight Center, Chattanooga, TN, 2003.
- [24] Oschwald, M., Smith, J. J., Branam, R., Hussong, J. R., Schik, A., Chehroudi, B., and Talley, D., "Injection of Fluids into Supercritical Environments," *Combustion Science and Technology*, Vol. 178, Nos. 1–3, Jan. 2006, pp. 49–100(52).
doi:10.1080/00102200500292464
- [25] Oefelein, J. C., and Yang, V., "Comprehensive Review of Liquid Propellant Combustion Instabilities in F-1 Engines," *Journal of Propulsion and Power*, Vol. 9, No. 5, Sept–Oct., 1993, pp. 657–677.
doi:10.2514/3.23674
- [26] Tamaki, N., Shimizu, M., Nishida, K., and Hiroyasu, H., "Effects of Cavitation and Internal Flow on Atomization of a Liquid Jet," *Atomization and Sprays*, Vol. 8, No. 2, 1998, pp. 179–197.

V. Yang
Past Editor-in-Chief